

HYUNDAI SOLAR MODULE

VG
SERIES

PERC Shingled

HiE-S385VG HiE-S390VG HiE-S395VG HiE-S400VG



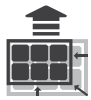
Shingled
Technology



For Both
Residential &
Commercial
Applications



More Power
Generation
In Low Light



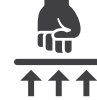
M6 PERC Shingled

M6 PERC Shingled Technology provides ultra-high efficiency with better performance in low irradiation. Maximizes installation capacity in limited space.



Anti-LID / PID

Both LID(Light Induced Degradation) and PID(Potential Induced Degradation) are strictly eliminated to ensure higher actual yield during lifetime.



Mechanical Strength

Tempered glass and reinforced frame design withstand rigorous weather conditions such as heavy snow and strong wind.



Reliable Warranty

Global brand with powerful financial strength provide reliable 25-year warranty. (Europe and Australia only)



Corrosion Resistant

Various tests under harsh environmental conditions such as ammonia and salt-mist passed.



UL / VDE Test Labs

Hyundai's R&D center is an accredited test laboratory of both UL and VDE.

Hyundai's Warranty Provisions



- 25-Year Product Warranty (Europe and Australia only)
- On materials and workmanship



- 25-Year Performance Warranty
- Initial year: 98.0%
- Linear warranty after second year: with 0.55%p annual degradation, 84.8% is guaranteed up to 25 years

About Hyundai Energy Solutions

Established in 1972, Hyundai Heavy Industries Group is one of the most trusted names in the heavy industries sector and is a Fortune 500 company. As a global leader and innovator, Hyundai Heavy Industries is committed to building a future growth engine by developing and investing heavily in the field of renewable energy.

As a core energy business entity of HHI, Hyundai Energy Solutions has strong pride in providing high-quality PV products to more than 3,000 customers worldwide.

Certification



Electrical Characteristics

		Mono-Crystalline Module (HE-S___VG)			
		385	390	395	400
Nominal Output (P _{mpp})	W	385	390	395	400
Open Circuit Voltage (V _{oc})	V	46.2	46.3	46.3	46.4
Short Circuit Current (I _{sc})	A	10.82	10.87	10.92	10.97
Voltage at P _{max} (V _{mpp})	V	38.4	38.5	38.5	38.6
Current at P _{max} (I _{mp})	A	10.03	10.13	10.26	10.36
Module Efficiency	%	19.6	19.9	20.2	20.4
Cell Type	-	PERC Mono-Crystalline Silicon Shingled			
Maximum System Voltage	V	1,500			
Temperature Coefficient of P _{max}	%/°C	-0.34			
Temperature Coefficient of V _{oc}	%/°C	-0.27			
Temperature Coefficient of I _{sc}	%/°C	0.04			

*All data at STC (Standard Test Conditions). Above data may be changed without prior notice.

*Tolerance of P_{max}: 0~+5W

*Performance deviation of V_{oc} [V], I_{sc} [A], V_m [V] and I_m [A]: ±3%.

Mechanical Characteristics

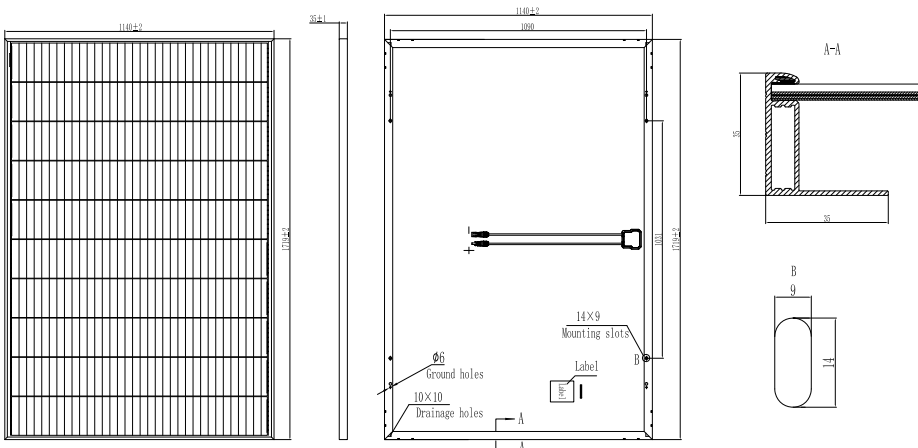
Dimensions	1,719 × 1,140 × 35mm (L × W × H)		
Weight	22kg		
Solar Cells	340 cells, PERC Mono-crystalline Shingled (166 × 166mm)		
Output Cables	Length 1,500mm, 1×4mm ²	Connector	Stäubli : MC4-Evo2
Junction Box	Rated current : 20A, IP67, TUV&UL		
Construction	Front Glass : White toughened safety glass, 3.2mm Encapsulation : EVA (Ethylene-Vinyl-Acetate)		
Frame	Anodized aluminum		

Installation Safety Guide

- Only qualified personnel should install or perform maintenance.
- Be aware of dangerous high DC voltage.
- Do not damage or scratch the rear surface of the module.
- Do not handle or install modules when they are wet.

Nominal Operating Cell Temperature	42.3 ± 2°C
Operating Temperature	-40 ~ 85°C
Maximum System Voltage	DC 1,500 / 1,000 (IEC) DC 1,000 (UL)
Maximum Reverse Current	20A
Maximum Surface Load Capacity	Front 5,400 Pa Rear 2,400 Pa

Module Diagram (unit : mm)



I-V Curves

